



# CATTARAUGUS COUNTY COVID-19 UPDATE

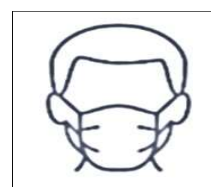
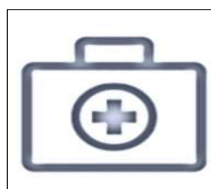
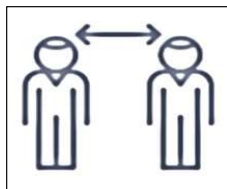


4/28/22 4:15 PM

| TOTAL CASES | NEW CASES | ACTIVE CASES | TOTAL RECOVERED | DEATHS | % of Eligible Population who Received Booster Dose | % of County Received First Dose of Vaccine | % of County Completed Series of Vaccination |
|-------------|-----------|--------------|-----------------|--------|--|--|---|
| 18,781      | 47        | 255          | 18,309          | 247    | 64.4   | 56.8                                       | 52.5  |

## DEMOGRAPHIC INFORMATION FOR POSITIVE CASES

| AGE               | NUMBER | PERCENT |
|-------------------|--------|---------|
| 19 AND UNDER      | 4,236  | 22.6    |
| 20-29             | 2,969  | 15.8    |
| 30-39             | 3,050  | 16.2    |
| 40-49             | 2,530  | 13.5    |
| 50-59             | 2,426  | 12.9    |
| 60-69             | 1,867  | 9.9     |
| 70-79             | 1,062  | 5.7     |
| 80-89             | 468    | 2.5     |
| 90 AND OVER       | 173    | 0.9     |
| SYMPTOMS          | NUMBER | PERCENT |
| YES               | 15,659 | 83.4    |
| NO                | 3,122  | 16.6    |
| HEALTHCARE WORKER | NUMBER | PERCENT |
| YES               | 409    | 2.2     |
| NO                | 18,372 | 97.8    |



| COUNTY LOCATION         | NUMBER     | PERCENT       |
|-------------------------|------------|---------------|
| NORTHWEST               | 2,717      | 14.5          |
| NORTHEAST               | 3,752      | 20.0          |
| SOUTHWEST               | 3,712      | 19.8          |
| SOUTHEAST               | 8,600      | 45.8          |
| SEX                     | NUMBER     | PERCENT       |
| MALE                    | 8,935      | 47.6          |
| FEMALE                  | 9,846      | 52.4          |
| OTHER                   | NA         | NA            |
| EXPOSURE                | NUMBER     | PERCENT       |
| KNOWN                   | 6,552      | 34.9          |
| UNKNOWN                 | 12,229     | 65.1          |
| Vaccination Status      | Vaccinated | Un-Vaccinated |
| New Cases               | 30         | 17            |
| Home Test Self-Reported | Today      | Cumulative    |
| New Cases               | 14         | 1,667         |

## HOW CAN I DO MY PART TO PROTECT MYSELF, MY LOVED ONES, AND MY COMMUNITY FROM COVID-19?

**WEAR A MASK** WHEN OUT IN PUBLIC PLACES OR WHEN SPENDING TIME WITH PEOPLE YOU DON'T LIVE WITH.

**SOCIAL DISTANCE** BY KEEPING AT LEAST 6 FEET BETWEEN YOURSELF AND OTHERS.

**WASH YOUR HANDS** OFTEN WITH SOAP AND WATER

**STAY HOME** IF YOU ARE SICK - EVEN IF YOUR ILLNESS IS MILD

**GET TESTED!** COVID-19 TESTING IS AVAILABLE TO ALL NEW YORKERS. TO FIND TESTING LOCATIONS, VISIT: <https://coronavirus.health.ny.gov/find-test-site-near-you>

**Positive Tests Over Time, By Region and County:** <https://coronavirus.health.ny.gov/positive-tests-over-time-region-and-county>

**COVID-19 Data in New York:** <https://coronavirus.health.ny.gov/covid-19-data-new-york>