






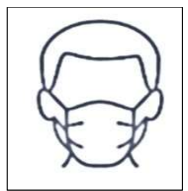
CATTARAUGUS COUNTY COVID-19 UPDATE



1/15/22 12:30 PM

TOTAL CASES	NEW CASES	ACTIVE CASES	TOTAL RECOVERED	DEATHS	% of County Received First Dose of Vaccine	% of County Completed Series of Vaccination
14,122	107	849	13,048	224	55.4	50.6

DEMOGRAPHIC INFORMATION FOR POSITIVE CASES

AGE	NUMBER	PERCENT			COUNTY LOCATION	NUMBER	PERCENT
19 AND UNDER	3,008	21.3					NORTHWEST
20-29	2,301	16.3			NORTHEAST	2,762	19.6
30-39	2,276	16.1			SOUTHWEST	2,761	19.6
40-49	1,871	13.2			SOUTHEAST	6,612	46.8
50-59	1,824	12.9			SEX	NUMBER	PERCENT
60-69	1,488	10.5			MALE	6,669	47.2
70-79	821	5.8			FEMALE	7,453	52.8
80-89	389	2.8			OTHER	NA	NA
90 AND OVER	144	1.0			EXPOSURE	NUMBER	PERCENT
SYMPTOMS	NUMBER	PERCENT			KNOWN	5,706	40.4
YES	11,757	83.3			UNKNOWN	8,416	59.6
NO	2,365	16.7			Vaccination Status	Vaccinated	Un-Vaccinated
HEALTHCARE WORKER	NUMBER	PERCENT			New Cases	48	59
YES	372	2.6			Home Test Self-Reported	Today	Cumulative
NO	13,750	97.4			New Cases	23	478

HOW CAN I DO MY PART TO PROTECT MYSELF, MY LOVED ONES, AND MY COMMUNITY FROM COVID-19?

WEAR A MASK WHEN OUT IN PUBLIC PLACES OR WHEN SPENDING TIME WITH PEOPLE YOU DON'T LIVE WITH.

SOCIAL DISTANCE BY KEEPING AT LEAST 6 FEET BETWEEN YOURSELF AND OTHERS.

WASH YOUR HANDS OFTEN WITH SOAP AND WATER

STAY HOME IF YOU ARE SICK - EVEN IF YOUR ILLNESS IS MILD

GET TESTED! COVID-19 TESTING IS AVAILABLE TO ALL NEW YORKERS. TO FIND TESTING LOCATIONS, VISIT: <https://coronavirus.health.ny.gov/find-test-site-near-you>

Positive Tests Over Time, By Region and County: <https://coronavirus.health.ny.gov/positive-tests-over-time-region-and-county>

COVID-19 Data in New York: <https://coronavirus.health.ny.gov/covid-19-data-new-york>