



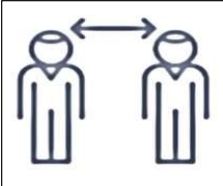



CATTARAUGUS COUNTY COVID-19



08/04/2022 4:00 PM

| TOTAL CASES | NEW CASES | ACTIVE CASES | TOTAL RECOVERED | DEATHS | % of Eligible Population who Received Booster Dose | % of County Received First Dose of Vaccine | % of County Completed Series of Vaccination |
|-------------|-----------|--------------|-----------------|--------|--|--|---|
| 21,312 | 21 | 141 | 20,944 | 257 | 56.5 | 57 | 52.9 |

DEMOGRAPHIC INFORMATION FOR POSITIVE CASES

| AGE | NUMBER | PERCENT |  |  | COUNTY LOCATION | NUMBER | PERCENT |
|-------------------|--------|---------|---|--|---|--|-----------|
| 19 AND UNDER | 4,741 | 22.2 | | |  |  | NORTHWEST |
| 20-29 | 3,347 | 15.7 | NORTHEAST | 4,206 | | | 19.7 |
| 30-39 | 3,402 | 16.0 | SOUTHWEST | 4,266 | | | 20.0 |
| 40-49 | 2,873 | 13.5 | SOUTHEAST | 9,795 | | | 46.0 |
| 50-59 | 2,792 | 13.1 | SEX | NUMBER | | | PERCENT |
| 60-69 | 2,166 | 10.2 | MALE | 10,179 | | | 47.8 |
| 70-79 | 1,227 | 5.8 | FEMALE | 11,133 | | | 52.2 |
| 80-89 | 555 | 2.6 | OTHER | NA | | | NA |
| 90 AND OVER | 209 | 1.0 | EXPOSURE | NUMBER | | | PERCENT |
| SYMPTOMS | NUMBER | PERCENT | KNOWN | 6,919 | 32.5 | | |
| YES | 17,804 | 83.5 | UNKNOWN | 14,393 | 67.5 | | |
| NO | 3,508 | 16.5 | Vaccination Status | Vaccinated | Un-Vaccinated | | |
| HEALTHCARE WORKER | NUMBER | PERCENT | New Cases | 11 | 10 | | |
| YES | 432 | 2.0 | Home Test Self-Reported | Today | Cumulative | | |
| NO | 20,880 | 98.0 | New Cases | 5 | 2,432 | | |

HOW CAN I DO MY PART TO PROTECT MYSELF, MY LOVED ONES, AND MY COMMUNITY FROM COVID-19?

WEAR A MASK WHEN OUT IN PUBLIC PLACES OR WHEN SPENDING TIME WITH PEOPLE YOU DON'T LIVE WITH.

SOCIAL DISTANCE BY KEEPING AT LEAST 6 FEET BETWEEN YOURSELF AND OTHERS.

WASH YOUR HANDS OFTEN WITH SOAP AND WATER

STAY HOME IF YOU ARE SICK - EVEN IF YOUR ILLNESS IS MILD

GET TESTED! COVID-19 TESTING IS AVAILABLE TO ALL NEW YORKERS. TO FIND TESTING LOCATIONS, VISIT: <https://coronavirus.health.ny.gov/find-test-site-near-you>

Positive Tests Over Time, By Region and County: <https://coronavirus.health.ny.gov/positive-tests-over-time-region-and-county>

COVID-19 Data in New York: <https://coronavirus.health.ny.gov/covid-19-data-new-york>